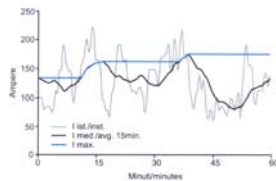
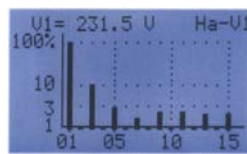
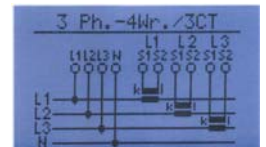
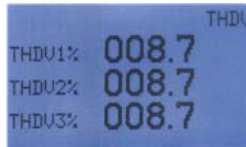
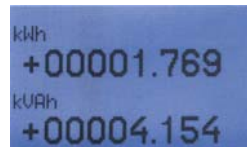
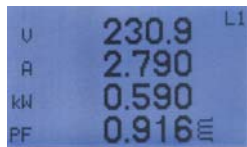
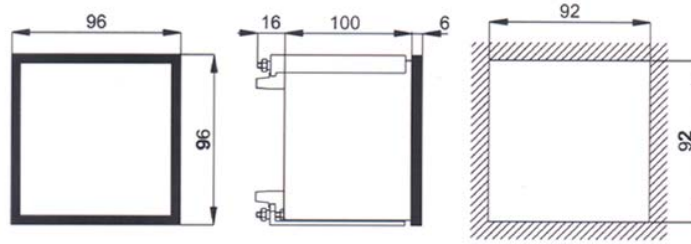
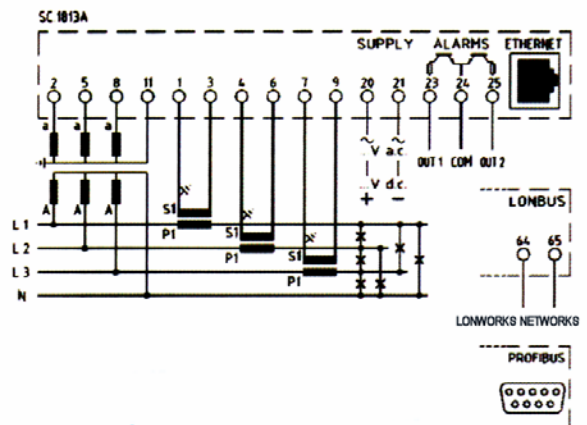
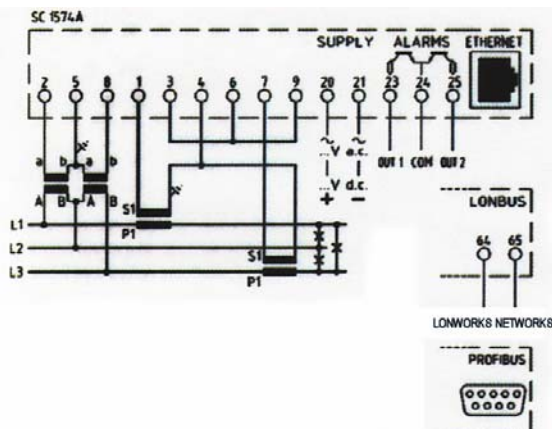


2F - Q96 G4



Beispiele der Messwertanzeigen
 Exemple d'affichage
 Esempi di visualizzazione

LCD - Messwertanzeigen	Nombr. de valeurs affichée	Misure visualizzate	4
Maxi. Anzeige	Affichage maxi.	Visualizzazione massima	9 999 / 4x16 Zeichen / 4x16 car.
Dezimalpunkt	Sélection point-décimal	Posizione punto decimale	Automat.
Messzyklus	Taux de rafraîchissement	Aggiornamento lettura	0.5 Sec.
Messprinzip	Valeur mesurée	Tipo di misura	TRMS
Grundgenauigkeit	Précision de base	Precisione base	± 0.5%
Messbereich	Gamme de mesure	Campo di ingresso	20 ÷ 120% Un; 5 ÷ 120% In
Messeingang Spannung	Tension d'entrée nominale	Tensione nominale ingresso	Un 100V - 500V
Messeingang Strom	Courant d'entrée nominale	Corrente nominale ingresso	In = x / 5A o. x / 1A
Nennfrequenz	Fréquence nominale	Frequenza di riferimento	50 o. 60Hz
Messeingänge	Etendue de mesure	Campo programmabile TV	1 ÷ 9 999V
programmierbar	programmable	Campo programmabile TA	1 ÷ 9 999A
Max. dauernd zul. Ueberlast	Surcharge perman. admiss.	Sovraccarico permanente	2x In; 1,2x Un
Kurzzeitig zul. Ueberlast	Sucharge brève durée adm.	Sovraccarico di breve durata	20x In; 2x Un (1 Sec.)
Eigenverbrauch Stromeing.	Consomation circuit courant	Consumo circuiti di corrente	< 0,5VA
Eigenverbr. Spannungseing.	Consomation circuit tension	Consumo circuiti di tensione	< 0,5VA
Hilfsspannung	Tension auxiliaire	Alimentazione	65 - 250V~ / 90 - 250V=
Eigenverbrauch Hilfssp.	Consomation tension auxil.	Consumo alimentazione	6VA
Zul. Betriebstemperatur	Température de fonct. adm.	Temperatura di funzion.	-10°C ÷ +45°C (+50°)
Zulässige Lagertemperatur	Temp. de stockage adm.	Temp. di magazzino	-30°C ÷ +70°C
Galvanische Trennung	Isolement galvanique	Isolamento galvanico	100%
Prüfspannung	Tension d'essai	Tensione di prova	2kV 50Hz; 60 Sec.



U	Peak VLL;VLN	Spitze Phase – Phase / Phase - N	Pointe Ph - Ph / Ph - N	Pico L – L / L - N	cl. %	0.5
U	L1 - L2 - L3	Spannung Phase – Phase	Tensions composées	Tensione concat.		0.5
U	L1-N; L2-N; L3-N	3 Ph Phase – N	Tension simples	monofase		0.5
U	Ø L1 - L2 - L3	Mittelwert Phase – N	Valeur moyenne Ph - N	Valori media L - N		0.5
I	L1; L2; L3	Ströme momentanwert	Courant actuelle	Corrente instant.		0.5
I	Ø L1; L2; L3	Mittelwert Ströme 15 Minuten	Val. moyenne 15. min.	Val. media 15 min.		0.5
I	Ø Max. L1; L2; L3	Mittelwert max.	Val. moyenne max	Val. media max.		0.5
I	Peak L1; L2; L3;	Maximumwert Ströme	Pointe courants	Pico corrente		0.5
I	N	Nullleiterstrom	Courant neutres	Corrente neutro		0.5
Hz	L	L1	L1	L1		0.5
Hz	L1 – L3 System					0.5
P (W)	L1; L2; L3	Momentanwert	Puissance actuelle	Potenza instantanea		1.0
P (W)	Σ Ø	Summe Mittelwert	Somme valeur moyenne	Summa valora media		1.0
P (W)	t integr.	1...60 Minuten	1...60 minutes	1...60 minute		1.0
Q (VAR)	L1; L2; L3	Blindleistung Momentanwert	Puissance réactive actu.	Pot. reativa instant.		1.0
Q (VAR)	Σ	Summe Blindleistung	Somme Puissance réact.	Summa pot. réativa		1.0
S (VA)	L1; L2; L3	Scheinleistung Momentanwert	Puissance appar. actuel.	Potenza appar. instant.		1.0
S (VA)	Σ t integr. 15 min.	Summe Scheinleistung integr. - Zeit	Somme P appar. t- integr	Somma P app. t- integr		1.0
S (VA)	Σ Ø	Summe Mittelwert	Somme valeur moyenne	Somma valora media		1.0
S (VA)	Σ	Summe Scheinleistung	Somme Puissance appar.	Somma potenza appar.		1.0
COS φ	L1; L2; L3	Leistungsfaktor	Facteur de puissance	Fattori di potenza		1.0
COS φ	Ph-Versch./ Dépha.	Phasenverschiebung	Déphasage	Sfasamento		1.0
COS φ	Ø P.F.	Mittelwert	Valeur moyenne	Valore media		1.0
COS φ	L1 – L3 System					1.0
kWh+ & kWh-	L1 – L3 System	+ & -	+ & -	+ & -		1.0
kVAh	L1 – L3 System	Scheineenergie	Energie apparente	energie apparente		2
KVarh+ & kVarh-	L1 – L3 System	+ & -	+ & -	+ & -		2.0
Harmon. Analys.	1...15 th	Oberwellenanalyse	Analyse harmonique	Analisi armonica		1.5
THD I	L1;L2;L3(%IRMS)	1...99%	1...99%	1...99%		1.5
THD U	L1;L2;L3(%VRMS)	1...99%	1...99%	1...99%		1.5
THD I	L1; L2; L3(%Inom)	1...99%	1...99%	1...99%		1.5
THD U	L1; L2; L3(%Vnom)	1...99%	1...99%	1...99%		1.5
PROFIBUS	EN 50170	Profibus DP-Slave – 1...99 progr.	NRZ ansinchron.	93.76 kbits...12 Mbits		✓
LONBUS	Echelon FTT-10	LonWorks network free topology	78 kbits bps / VDE 0871b	Insens. polarity		✓
ETHERNET	10 / 100 Mbits	IEEE 802.3 10 BaseT/100 BaseTx	Half/full duplex used port 3000	Serial parameters 57600,n,8,1		✓
Alarmausgänge	Alarm Output	1 Relais 0.5A / 250Vac				✓
Impulsausgänge	Pulse Output	1X Puls / 5000 imp. / kWh				✓

BESTELLANGABEN – POUR PASSER COMMANDE – COME ORDINARE – ORDERING GUIDE

Bestellbeispiel – pour passer commande - come ordinare – ordering guide			2F-Q96G4 -2 -1 - P	
		Type	2F – Q96G4	
Eingangstr. oder Stromverh.	Courant d'entr. ou rapp. TC	Corrente nominale In	1A (x/1)	1
			5A (x/5)	2
Nennspannung	Tension nominale	Tensione nominale	500 V	1
Ausführung	Version	Essecuzion	PROFIBUS	P
Ausführung	Version	Essecuzion	LONBUS	L
Ausführung	Version	Essecuzion	ETHERNET	E

JECOTEC AG – Tel. 044 810 29 08 – FAX. 044 810 44 82
www.jecotec.ch